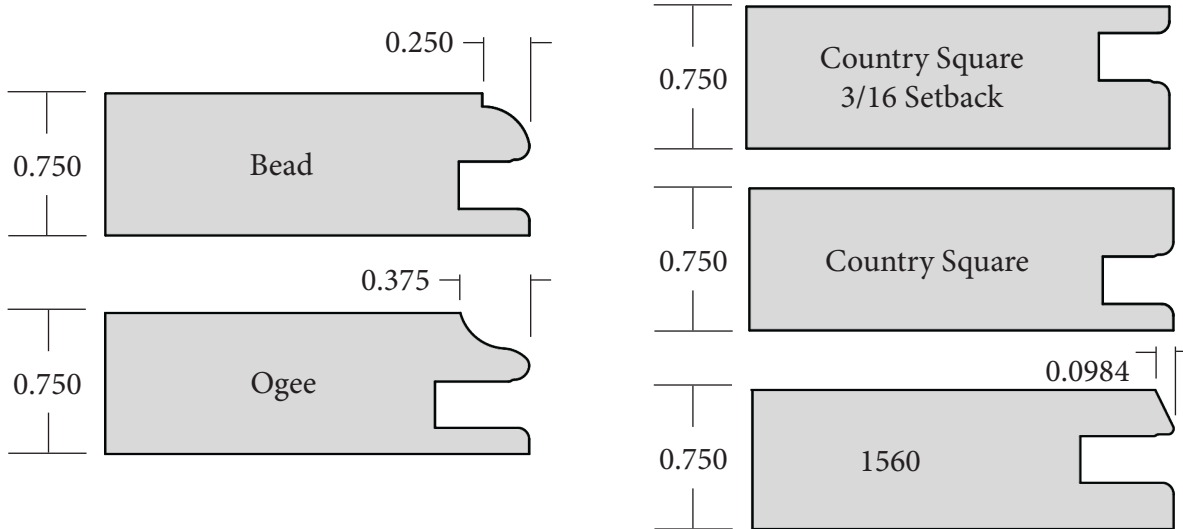
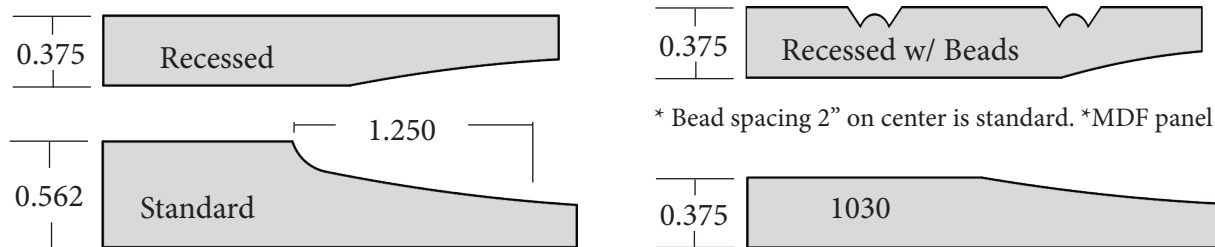




Inside Edge Profiles (Available in Panel, Glass, Square, Arch, and Cathedral)

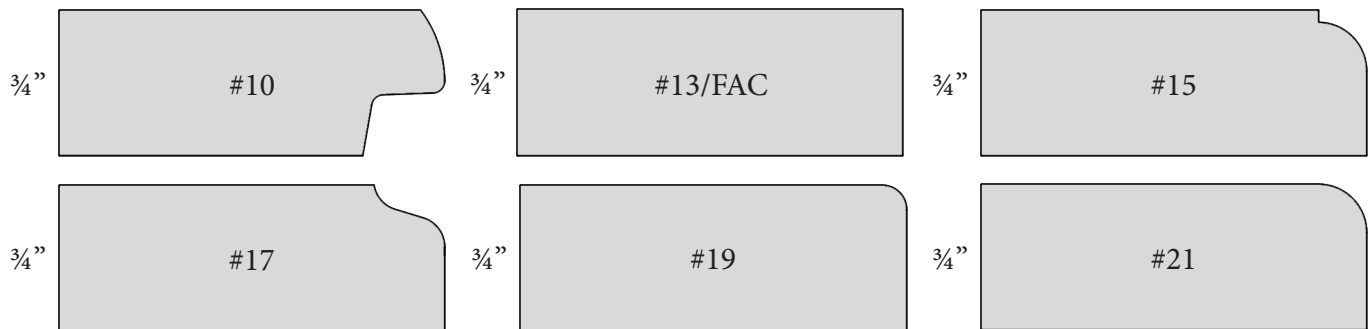


Panel Profiles (Recessed is available with V-groove & Beads)

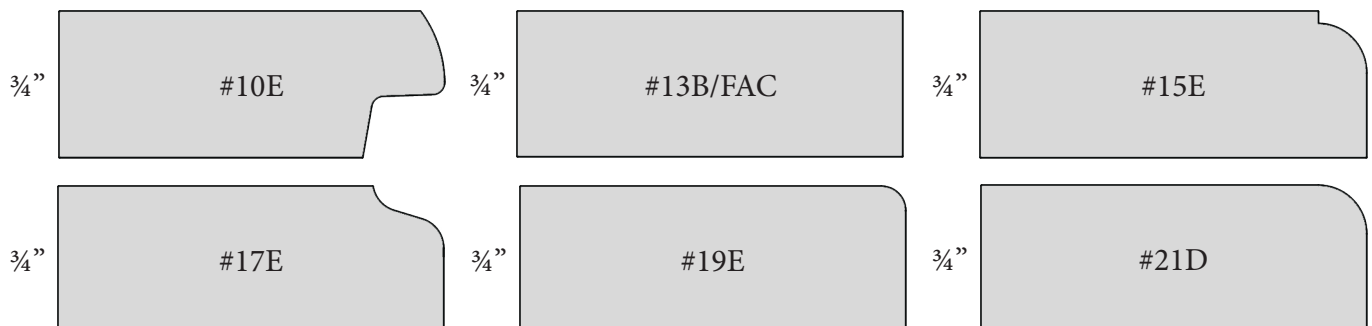


* Bead spacing 2" on center is standard. *MDF panel only.

Outside Edge Profiles (Doors & 5 Piece Drawer Fronts)



Outside Edge Profiles (Drawer Slab Fronts)



Door Construction

- 1/2" cope - same as all wood Semi-Custom Doors
- Finished thickness is .720"

Tolerances

- Sizing tolerance +/- 1/32"
- Warp tolerance - up to 1/8" under 48"

Door Finish Processes & Specifications

- Panel raise and outside edges will be hand sanded
- After assembly, door is machine sanded through 4 head, cross grain and denibber
- All Hinge Prep options are available in MDF Door
- FDT is not available on MDF Doors
- Double Doors are not available with MDF Doors
- Max width and length - 43.5" x 84" for square doors

****Any doors or end panels outside this spec will only be available in a Custom grade MDF panel/wood construction door****

- Minimum door width for a flat or raised panel: 8" for Square
- Minimum door length for square flat panel 7" or raised panel 7.5".
- Maximum framing width is 6" | Minimum framing width is 1.5"
- We can accommodate up to 4 panels high under 84" in length. Note: since MDF has no grain pattern this dimension could be flipped if product stays within tolerances of our max dimensions.
- Pro table max measurable is 40" x 58"

Priming

- Our primers are post catalyzed acid cure systems. These are compatible with many high-quality topcoats.
- Prior to priming, the wood/MDF is prepared to accept coating materials such as putty. The wood/MDF is then sanded to remove any putty and provide a smooth uniform coating to it so it will accept the next primer or paint properly.

Our priming process consists of:

- 2 coats of primer on the face and one coat on the back. All coatings are applied with a Makor - Q-One Robotic Sprayer & Flatline Oven System.
- The primer is applied at 3.5-4.0 wet mills.
 - The wood/MDF is scuffed between coats with:
 - 320 Mirka Abranet - screen is used for sanding flat surfaces
 - 320 3M sponge is used for sanding profiled edges
 - There is no sanding to the back side after the primer is applied or to the face after the second coat of primer.

Fryburg Door encourages ALL DOORS THAT EXCEED 48" in length be made into a multiple panel product. You must specify on all multiple panel doors how many panels that you want. Fryburg Door will not assume how many panels that you may want based on door size.

Fryburg Door will not warrant any door or end panel over 48" long, regardless of the number of panels.

Doors must be ordered by "exact size" and not opening size. Fryburg Door does not figure door sizes off opening dimensions.