


FRYBURG
DOOR




Customer Manual

Table of Contents

Letter from the President.....3	Parameters and costs.....16
Ordering and Order Processing.....4-5	Damage Claim.....16-17
Office Contact Information.....4	COD Accounts.....17
Salesman Contact Information.....4	Applying for Credit with Fryburg Door.....18
Online Ordering.....4	Credit Policy.....18
Standard Schedules.....7	Payment Methods.....18
Rush Schedules.....8	Warranties.....19-23
Product Quoting.....9	Custom Doors.....19-20
How to Calculate Footages.....10	Dovetail Drawer Boxes.....21
Lumber Thickness Parameters.....11	Edge Glued Panels.....22
New Tooling Protocols.....9	S4S and Moldings.....23
New Design Protocols.....9	Product Offerings, Specifications, and
Ship Dates and Ship via.....13	Abbreviations.....25-55
Conditions beyond Our Control.....14	Custom Door Facts.....25
Warehousing Costs.....13	Custom Grade.....25-26
Pallets.....14	Miter Doors and Specs.....27-29
Shipping via Fryburg Door Fleet.....14	Semi-Custom Doors.....30-31
Conditions beyond Our Control.....14	5 Piece MDF door.....32-33
Back Orders.....14	Priming of Doors.....34
Pallets.....14	Wire brushing.....35-37
Replacements, Returns, and Credits.....15	Hinge Options.....38-39
Replacement Product Schedules.....15	Dovetail Drawer Boxes.....40-42
Missing Parts.....15	Edge Glued Panels.....43
Credit Process.....15	S4S.....44
Returns for Credit.....15	Assembled Face Frames.....45
Shipping via UPS, FedEx, and Common	Plywood, Edge Banding.....46
Carrier.....16-17	Moldings and Posts.....47
Damage claim.....17	Component Program.....48
	Wood Species Definitions and Specifications...49-58
	Fryburg Door Forms and Sample Order Forms...59+

*All information within this manual supersedes all previous literature you may have received from Fryburg Door. This information is subject to change without notice. 1.2020

FRYBURG DOOR



Dear Valued Fryburg Door Customer:

Thank you for taking your valuable time to review our Fryburg Door Customer Manual. Located in the heart of Ohio's Amish Country, we supply cabinet and furniture manufacturers with doors, drawer boxes, drawer fronts, moldings, edge-glued panels, and cabinet components. We are confident that you will find this manual to be an essential resource for your business.

Our vision at Fryburg Door is to do whatever it takes to provide a premier experience for each and every customer, as we have for three generations.

Please contact us at 330-674-5252. One of our friendly and experienced customer service team representatives will assist you. Please also feel free to visit our website at www.fryburgdoor.com.

Fryburg Door is looking forward to growing a productive and exemplary life-time partnership with you. We consider providing premier wood products for you and your business to be our greatest privilege!

Sincerely,

A handwritten signature in black ink that reads "Vince Mullet". The signature is written in a cursive, flowing style.

Vince Mullet
President

FRYBURG
DOOR



P: 330.674.5252

F: 330.674.1877

www.fryburgdoor.com

The Fryburg Door Experience

Vision Statement:

We do whatever it takes to provide a premier experience.

Core Values:

Integrity, Passion, Dependability, Innovative, Knowledgeable, Respectful, Fun

Customer Service

Office Hours: 7:00 a.m. – 3:30 p.m. EST

Customer service team representatives are available Monday through Friday from 7:00a.m. to 3:30p.m. EST. They can be reached at 330.674.5252. Our team looks forward to working with you.

Sales Consultants

Our qualified sales team covers the entire state of Ohio and large portions of Indiana, Michigan, Pennsylvania, West Virginia, and Florida. We look forward to hearing from you. Please visit our website (www.fryburgdoor.com) for your area sales consultant or call one of our customer service team representatives for contact information.

Online Ordering

Fryburg Door's online ordering system is now available. If you would like access to order online, please fill out the form located on our website at www.fryburgdoor.com/order-online.

Some benefits are:

- Convenient anytime ordering and pricing
- Point-n-click, see what you are ordering
- Import orders
- See all of our product offerings
- See all of the styles and profiles that are available
- See the new profiles as they become available
- Manage your account information and account settings
- View past and current orders
- Track the status of current orders
- Quote jobs / convert quotes into orders
- Make Payments

FRYBURG
DOOR



P: 330.674.5252

F: 330.674.1877

www.fryburgdoor.com

Ordering and Order Processing

- **Orders must be placed on Fryburg Door order forms.**
- We accept phone and mail orders, but prefer them emailed or faxed on Fryburg Door order forms.
- Orders placed by phone will be recorded for accuracy purposes.

Toll Free Phone: 1-844-279-DOOR (3667)

Toll Free Fax: 1-855-781-3371

- Order forms are available on our website (www.fryburgdoor.com) or from your sales consultant. Our inside customer service team can forward order forms, as well.
- Orders received after 12:00 (noon) EST will be processed the next production day.
- Please complete all sections of the order forms clearly and legibly.
- Please include your business name and either a phone or fax number on all orders. If you do not have a phone or fax, please include your address.
- Orders missing information, or with processing questions, **WILL BE HELD** until all questions are answered. This may cause the order to be delayed in the production schedule.
- Confirmations will be sent to all customers by email, fax, or mail. Phone orders will be repeated for accuracy and confirmed. All confirmations are sent as soon as your order is verified. *If you do not receive a confirmation, please call us promptly!* **Always review your confirmation for accuracy.**
- All order confirmations specify both your ship date and ship via. (*See Shipping Section*)
- **CHANGES CANNOT BE MADE TO ANY CUSTOMER ORDER ONCE THE ORDER HAS BEEN PROCESSED BY OUR SCHEDULING DEPT.** This policy is necessary due to prompt product release to manufacturing.
- All items that are changed by the customer after the order has been processed will be produced, billed, and shipped at their normal cost.
- Fryburg Door processing errors will receive an internal priority rush and will be delivered to you by the quickest shipping method available, at no additional charge.
- Orders requiring modifications in tooling or special lumber **WILL BE HELD** until all lumber and tooling is in-house and calibrated.

*All information within this manual supersedes all previous literature you may have received from Fryburg Door. This information is subject to change without notice.

FRYBURG
DOOR



P: 330.674.5252

F: 330.674.1877

www.fryburgdoor.com



Customer Notes:

FRYBURG
DOOR



P: 330.674.5252

F: 330.674.1877

www.fryburgdoor.com

Standard Schedules

****12 Noon EST - Order CUTOFF for orders to be processed that day****

Custom Grade Doors:

7 Business Days

10 Business Days – all applied molding, specialty doors, and priming*

Semi-Custom:

5 Business Days

8 Business Days with Priming

5 Piece MDF Doors:

5 Business Days

8 Business Days with Priming

Edge Glued Panels (Glue – Ups):

5 Business Days

Edge Glued Panels (Glue – Ups) w/ profile:

5 Business Days

Moldings and S4S:

5 Business Days

S4S w/ profile:

5 Business Days

Drawer Boxes Assembled and Un-assembled:

5 Business Days

Assembled Clear Coat Drawer Boxes:

8 Business Days

Assembled Face Frames:

5 Business Days

Component Program:

7 Business Days

Cut-To-Size Plywood:

5 Business Days

Edge Banding:

7 Business Days - SUBJECT TO SPECIES AVAILABILITY

*During high volume periods, we make every effort to finish product within standard schedule. Expected ship dates may be pushed out 2-3 days. If you have a concern about production schedule, please contact our inside customer service team. Orders of large volume may require a longer production schedule.



P: 330.674.5252

F: 330.674.1877

www.fryburgdoor.com

Rush Schedules

****9:00 AM EST - Order DEADLINE****

Quantity limits are total per day for all customers except for molding and S4S.

Custom Grade Doors:

2 Day - 50% upcharge – 10 part max. (Any stocked specie)

3 Day - 25% upcharge – 10 part max. (Any stocked specie)

Semi-Custom:

2 Day – 50% upcharge – 10 door max. (Any stocked specie)

3 Day – 25% upcharge – 10 door max. (Any stocked specie)

5 Piece MDF Doors:

2 Day – 50% upcharge – 10 door max. (Any stocked specie)

3 Day – 25% upcharge – 10 door max. (Any stocked specie)

Edge Glued Panels:

Next Day – 75% upcharge (Any thickness/stocked specie except Brown Soft Maple)

2 Day – 50% upcharge (Any thickness/stocked specie)

Edge Glued Panels w/ Profile:

2 Day – 50% upcharge (Any thickness/specie)

Moldings and S4S Random Length:

Next Day – 75% upcharge – 250' max. (Any specie)

3 Day – 25% upcharge – 1000' max. (Random length, Cut-to-size, or profiled)

Moldings and S4S Specified Length:

Next Day – 75% upcharge – 10 piece max.

2 Day – 50% up charge – 10 piece max.

3 Day – 25% up charge – 10 piece max.

Drawer Boxes - Assembled and Un-Assembled:

Next Day – 75% upcharge – 10 boxes max. (Scoop & Dado fronts not available)

3 Day - 25% upcharge – 10 boxes max. (Scoop & Dado fronts available)

(Drawer Box Rush available in Sap/Mineral Red Oak, Sap Cherry, Poplar, Soft Maple, and Brown Soft Maple ONLY.)

Face Frames:

3 Day – 25% upcharge - 4 face frame max. (Any stocked specie)

Component Program:

3 Day – 25% upcharge – 4 component max.

Quoting of Fryburg Door Products

Quotes are available from the customer service team or through your sales consultant. After discussion, additional information may be necessary (in the form of a drawing) to accurately provide a cost on questioned products. Fryburg Door works diligently to respond timely to all quote requests. However, on occasion, demand may lengthen our response time. Our goal is to satisfy your inquiry within the next business day. However, certain projects, on occasion, require internal consultation and may lengthen our timeframe for response.

Tooling – Protocol for New Tooling

Tooling often requires a hard sample or CAD drawing to proceed. Our in-house tooling specialists will quote, draw, and submit all new tooling for customer approval. All tooling lead times begin once the approved drawing is returned to our tool room. Please inquire current tooling lead times as schedule fluctuates with demand.

Designs – Protocol for New Designs and Products

New designs are welcome, but must follow a course of approval. Many times, they require new tooling (*see above new tooling protocol*), and we will always provide a hard sample for approval.

Fryburg Door's process on new designs is as follows:

1. Provide Fryburg Door with thorough specifications, preferably, a hard sample of a mock-up or a detailed picture or drawing.
2. Await Fryburg Door's approval of capabilities and estimation of timeframe for project.
3. Approve pricing from Fryburg Door. (Some projects will require time and material pricing.)
4. Approve hard sample that Fryburg Door will manufacture.
5. Upon return of the signed approved sample, the project's schedule will begin.
6. We will use the approved sample for a visual reference on the actual project.

Due to the nature of new design projects, schedules typically take longer than our standard 10 day schedule for specialty projects.



Definitions of Footages

Square Foot = a board 12" wide x 12" long (surface measurement)

Board Foot = a board 12" wide x 12" long up to 13/16" thick

Over 13/16" thick: a board 12" wide x 12" long x thickness

Lineal Foot = any width board 1 foot long (12" running foot)

How to Calculate Footages

Square foot = width x length / 144

(Example $12 \times 24 = 288 / 144 = 2$ SF)

Board foot = width x length / 144 (if finished thickness is less than 13/16")

Width x length x thickness / 144 (if finished thickness is more than 13/16")

Lineal Foot = length in inches / 12

Footage Notes

Door prices are figured off of square feet.

Edge glued panels (glue-ups) are figured off of board feet.

Moldings and S4S are figured off of lineal feet.



Lumber Thickness Parameters

4/4 - The thickness of this lumber when we purchase is 15/16". We can produce products that are up to .75" thick using this thickness lumber. We can manufacture products at .812", but we do not guarantee that the back will be clear and sanded totally smooth.

- Edge Glued Panel Example: $24 \times 48 = 1152/144 = 8 \text{ BF}$

5/4 - The thickness of this lumber when we purchase is 1 3/16". We can make products that are .875" - 1". We can manufacture products at 1.062", but we do not guarantee that the back will be clear and sanded totally smooth.

- Edge Glued Panel Example: $24 \times 48 \times 1.25 = 1440/144 = 10 \text{ BF}$


6/4 - The thickness of this lumber when we purchase is 1 7/16". We can make products that are 1.125" - 1.25". We can manufacture products at 1.312", but we do not guarantee that the back will be clear and sanded totally smooth.

- Edge Glued Panel Example: $24 \times 48 \times 1.5 = 1728/144 = 12 \text{ BF}$

8/4 - The thickness of this lumber when we purchase is 1 15/16". We can make products that are 1.375" - 1.75". We can manufacture products at 1.812", but we do not guarantee that the back will be clear and sanded totally smooth.

- Edge Glued Panel Example: $24 \times 48 \times 2.0 = 2304/144 = 16 \text{ BF}$





Customer Notes:

FRYBURG
DOOR



P: 330.674.5252

F: 330.674.1877

www.fryburgdoor.com

Shipping

Ship Dates, Ship Via, and Customer Pick Ups

- Fryburg Door runs multiple delivery routes on a daily basis, both locally and regionally. Please inquire with our customer service team or sales team, for specific delivery details.

- All order confirmations specify both your ship date and ship via.

***Ship date:** The date the material is going to be completed and shipped. (See Special Shipping note below)

***Ship Via:** The delivery route or outside freight company that will deliver your product. (Our truck fleet delivers daily to local and designated regions. LTL, FedEx, and UPS all have varying schedules for delivery. The product will leave Millersburg, Ohio on your ship date, unless other arrangements are previously made with our shipping manager.)

***Customer Pick Ups:** Pick up is available at our shipping department Monday – Friday from 7:00am-2:30pm. Please call before arriving to ensure that your order is complete and ready. We ask that you first stop at the main office before proceeding to shipping.

Regional Routes Ship Date SOP

If the lead time for the products being entered falls before the actual ship date you must use the actual ship date. (If 5 day schedule is Thursday but ship date is Monday, it would be dated for Monday)

This will affect all regional routes:

1. Columbus - Will be dated for Monday
2. W Central Ohio - Will be dated for Monday
3. Northern Ohio - Will be dated for Wednesday
4. Western PA - Will be dated for Wednesday
5. Indiana - Will be dated for Tuesday and Thursday
6. West Virginia - Will be dated for Friday

Note: Routes may be pushed out 1 day due to driver road hours.

Warehousing Costs

- Fryburg Door will apply a warehousing cost to all orders not picked up within one week of completion date. Fryburg Door will charge 10% of the invoice total per week. After one month, FD will dispose of the material and bill you for all material and accumulated warehousing costs.

- Fryburg Door can accommodate special warehousing requests, due to travel or unforeseen circumstances, if notified ahead of time. Please communicate with your sales consultant in these instances.

Fryburg Door Fleet Delivery

- Fryburg Door runs multiple daily delivery routes, both locally and regionally. Please inquire with our customer service team, or your sales consultant, for exact delivery days in your area.

- On occasion, Fryburg Door may need to UPS, FED-EX, or freight, an order previously scheduled to be delivered on our fleet. Customers will be notified in such cases.

Conditions beyond Our Control

Weather, traffic, machine breakdowns, manufacturing delays, etc.

- Occasionally, conditions beyond our control occur and delay normal shipping schedules. In this event, every effort will be made to communicate.
- Deliveries may occur between 6:00am and 6:00pm. You will be notified if a delivery will be made after business hours.

Fryburg Door Delivery Drivers

- Our drivers are not permitted to place or change orders. In the event that you need to change an order, please contact our customer service team.

Shipping Damage with Fryburg Door

- Material delivered on our fleet of trucks will arrive packed and wrapped appropriately based on the product(s). In the event that you see damage at arrival, please make our driver aware of the problem. Immediately contact a customer service team representative if the product needs to be reordered. Fryburg Door delivery drivers will not reorder damaged material.

Pallets

- Please return our pallets as often as possible with our drivers.

Back Orders

- We strive for complete orders. However, in the event that items are not ready on your ship date, a backorder sheet will accompany your order. Information included will be the invoice number and line item, as well as the estimated ship date of the backordered part. When inquiring with our office about backorders, please have invoice and item numbers present.



Reorders, Replacements, and Missing Parts

- Please contact our customer service team to begin the process.
- When reordering a product, please have ALL information available:
 - *Original invoice number and line item reference letter
 - *Reason for reorder
 - *Preference for shipment of your remake
- All reorders, replacements, and missing parts are internally rushed on schedules below:
 - Custom Grade Doors - 2 days
 - Applied Molding Doors - 7 days
 - Semi-Custom and 5 Piece MDF Doors - 2 days
 - Dovetail Drawer Boxes - next day
 - Dovetail Drawer Boxes w/Dado Front - 2 days
 - Edge glued panels (glue-ups) - next day
 - Edge glued panels w/ a profile - 2 days
 - S4S and Moldings - next day
 - Assembled Face Frames - 2 days
 - Posts and Plywood - 3 days
 - Edge Banding - 3 days

Fryburg Door requests that you check your order upon delivery for completion. We cannot be held responsible for missing parts after 1 week from delivery.

Returns for Credit

- All returns need appropriate paper work filled out. Please provide Fryburg Door with the appropriate order/invoice # and the reason for the return.
- Fryburg Door insists that all product(s) in question be returned for review.
- In an effort to minimize future returns, each returned part is reviewed by our quality control team.
- Fryburg Door reserves the right to decline credit if the product is determined to fall within our specifications for that product line. In this event, you will receive the product back and be responsible in full.
- Fryburg Door strives to process all credits in a timely manner. Credits are typically handled within two or three days of notification.
- Please contact us promptly if you feel that we have made an omission.



UPS and FedEx Size Parameters and Costs

- Size limitations 24”x 60” on all doors (limit of 15 doors to ship via UPS/FedEx)
- Size limitations are limited to 4”x24”x24” on all Dovetail Drawer Boxes
(Limit of 6 assembled boxes via UPS/FedEx.)
- Length limitations of 8’ on all moldings and S4S
- Size limitations 24” x 60” on all edge glued panels (Limit of 15 edge glued panels to ship via UPS/FedEx.)
- Oversized packages are based on actual charges and are subject to change.
 - UPS/FED-EX charge based on dimensional weight.
- Fryburg Door will make every effort to ship your product via the most economical way. Order size may lead to an adjustment in your shipping method.

Shipping Costs

- Our ordering system is automatically synced to UPS/FED-EX cost centers to pull each shipments cost. All costs come directly from UPS/FED-EX, and will be based on dimensional weight. Pricing is subject to change without notice.
- There is a minimum charge of \$25 Per UPS/FedEx delivery.
- COD deliveries must be prepaid prior to shipping (*see COD Accounts page 18*)
- Additional residential charges may apply at the discretion of UPS/FED-EX.



Shipping Damage with UPS, FedEx, or Common Carrier

- Damage Claim – We take appropriate measures to ensure safe delivery. On occasion, damage will occur using UPS, FedEx, or an LTL carrier. In this event, please follow these procedures:

*Alert the delivery driver of possible damage before you sign the bill of lading. (Have the driver write “*damaged*” on that bill.)

*When possible, take a picture of package/pallet before and after unwrapping. (Please forward this to us for assistance in a prompt claim resolution.)

*If product delivered is damaged beyond repair, you have the right to refuse delivery because of damaged product.

***IN CASE OF THE ABOVE SCENARIOS, PLEASE NOTIFY US IMMEDIATELY FOR REMAKE AND CLAIM PURPOSES.**

Common Carriers

- All freight costs are based on the weight and cubic feet of the product being shipped. We can only provide an estimate of freight until all product is finished and weighed.

- Fryburg Door works directly with several freight companies on a daily basis to ensure the most competitive freight rates and most reliable schedules.

- Additional residential delivery charges may apply at the discretion of the freight company.

COD Accounts

- Fryburg Door requires that all C.O.D. customers who receive shipment via UPS and FedEx prepay the entire invoice(s), including freight charges, prior to product shipping.

- Common carrier shipments; the invoice must be prepaid and freight will be billed after delivery.

- All COD deliveries arriving on Fryburg Door’s fleet of trucks must be paid at point of delivery.

- Fryburg Door drivers are instructed to return all products back to Fryburg Door if payment is not received.



Applying for Credit with Fryburg Door

- New customers must submit a credit application with Fryburg Door to receive credit.
- Without an approved credit application, all orders will be considered COD.
- The credit application must be complete, including all reference (trade and bank) along with contact information (must include a phone, fax, or email) and signed approval.
- Once credit is approved, the customer will receive approval via phone, email, or letter.

Payment Terms / Credit Policy

1. Our payment terms are Net 30 days and strictly enforced.
2. A service charge of 1.5% of the invoice total will be charged on all invoices not paid within 30 days of the invoice date.
3. The 1.5% charge is calculated daily, meaning the first day past due, the system will add 1.5% of finance charges to the invoices.
4. The % will then continue to increase daily.
5. Finance charges are calculated daily and applied to the account month. Each month when the finance charges are added to the invoice, it is based on the number of days past due.
6. On accounts over 60 days, no new orders will be processed and no completed orders will be shipped until past due balances are paid.
7. On accounts over 90 days, the account will be put in a HOLD status and no additional activity will be allowed until the entire account is paid in Full.
8. When the account reaches the approved credit amount, you will be notified and the account will be put in a HOLD status until the account has an open amount of credit available.

Payment Methods

- Currently accepted payment methods are check (personal or certified), credit cards, and cash.
- Payment may be received via fax, email, or mail. Fax and emailed checks must be a legible (scan or picture) image of the check.
- Credit cards carry 2.3% surcharge
- Electronic payments available (Quick Check) - bank account transfers
- Debit cards not accepted



Warranty of Cabinet Doors

- Fryburg Door warrants the structural integrity and craftsmanship of all of our cabinet doors Up to one (1) year from the original ship date.

- Fryburg Door does not consider natural wood characteristics a defect.

Pin knots, pith, gum, mineral streaks, burls, sap, differing grain patterns, minor color variation, and specie specific cellular abnormalities all fall under “natural.”
(Full list in Wood Specie definitions.)

- Fryburg Door will not warrant doors that are deemed to have been placed in an unsuitable wood environment.

All wood is affected by the environment in which it is placed. Relative humidity has the largest impact on wood movement; but heat, dryness, and cold are also contributing factors to wood movement.

- Fryburg Door does not warrant doors that are not sealed or finished within **two (2) weeks** of delivery. We highly recommend that all wood doors be finished promptly upon arrival.

**Extreme urgency is recommended with the finishing of wooden specialty mullions. These types of mullions can be vulnerable in strength when not finished promptly and then exposed to environmental changes. **

- Fryburg Door’s warranty covers the replacement of the door and return shipping only. It does not cover finishing, installation, labor, or any additional materials used along with our products.

- Solid wood products must be manufactured in a manner to allow for expansion and contraction.

*Warp tolerance – up to 1/8” allowed up to 48”

*Bow tolerance – up to 1/16” under 40” and up to 1/8” on 40”+

Fryburg Door will not warrant any door or end panel over 24” wide or 48” long, regardless of the number of panels. *This applies to every style of door that we manufacture.*

- As wood ages, it will change color. This is not considered a defect or a warranty claim.

- Fryburg Door’s warranty is not responsible for improper handling after delivery is accepted.

- Miter door and applied molding mitered joints are vulnerable to slight joint separations through the yearly temperature changes: swelling in warm/humid and shrinkage in cool/dry climates. These joint separations are not considered a defect or warranty claim.

- Fryburg Door does not consider leaking space balls to be a defect. This is not a warranty claim.

Warranty of Cabinet Doors (cont.)

- End Panels, regardless of size and number of panels, are treated just like a door in terms of warranty coverage.

- Glass Doors, Frame Only, Mullions, Special Mullions

All glass doors follow same door warranty for warp and bow. Fryburg Door strongly urges that extra precautions are taken to keep all styles of glass doors flat and finished in a timely manner.

Mullions inserted on top of panels are not warrantied due to the panel's ability to move and damage the mullion's structure.

Fryburg Door requests that you check your order upon delivery for completion. We are not responsible for missing parts beyond 1 week after delivery.



Warranty of Dovetail Drawer Boxes

- Fryburg Door warrants the structural integrity and craftsmanship of all of our Dovetail Drawer Boxes Up to one (1) year from the original ship date.

- Fryburg Door manufactures our dovetail drawer boxes with no color spec.

(See dovetail drawer box product offering for specie descriptions.)

- Fryburg Door does not consider natural wood characteristics a defect.

Pin knots, pith, gum, mineral streaks, burls, sap, differing grain patterns, minor color variation, and specie specific cellular abnormalities all fall under “natural.”

- Fryburg Door will not warrant dovetail drawer boxes that are deemed to have been placed in an unsuitable wood environment.

All wood is affected by the environment it is placed. Relative humidity has the largest impact on wood movement, but heat, dryness, and cold are also contributing factors to wood movement.

- Fryburg Door’s warranty covers the replacement of the dovetail drawer box and return shipping only. It does not cover finishing, installation, labor, or any additional materials used along with our products.

- As wood ages it will change color. This is not considered a defect or a warranty claim.

- Fryburg Door’s warranty is not responsible for improper handling after delivery is accepted.

- Tolerance on size- +/- 1/32” for squareness, on assembled boxes with bottom inserted.

- Smallest dovetail box we can machine and assemble:

1” x 4” x 4.5”

- Largest dovetail box we can machine and assemble:

20” x 60” x 60”

Fryburg Door requests that you check your order upon delivery for completion. We are not responsible for missing parts beyond 1 week after delivery.



Warranty of Edge Glued Panels (Glue-ups)

- Fryburg Door warrants the structural integrity and craftsmanship of all of our Edge Glued Panels for up to one (1) year from the original ship date.

- Fryburg Door does not consider natural wood characteristics a defect.

Pin knots, pith, gum, mineral streaks, burls, sap, differing grain patterns, minor color variation, and specie specific cellular abnormalities all fall under “natural.”

- Edge Glued Panels smaller than 40” x 96” are warranted not to warp more than 1/8”

- Panels over these parameters are not warranted for warp.

- Fryburg Door will not warrant Edge Glued Panels that are deemed to have been placed in an unsuitable wood environment.

All wood is affected by the environment it is placed. Relative humidity has the largest impact on wood movement, but heat, dryness, and cold are also contributing factors to wood movement.

- Fryburg Door’s warranty covers the replacement of the Edge Glued Panel and return shipping only. It does not cover finishing, installation, labor, or any additional materials used along with our products.

- As wood ages it will change color. This is not considered a defect or a warranty claim.

- Fryburg Door’s warranty is not responsible for improper handling after delivery is accepted.

- Tolerance on CTS +/- 1/32”

- Uncut Edge Glued Panels may have up to 1/4” in width and 3/4” in length of overages. These overages may vary from job to job.

- Sanding grit:

Finish sanded at 180 grit

Fryburg Door requests that you check your order upon delivery for completion. We are not responsible for missing parts beyond 1 week after delivery.



Warranty of S4S/Molding

- Fryburg Door does not consider natural wood characteristics a defect. Pin knots, pith, gum, mineral streaks, burls, sap, differing grain patterns, minor color variation, and specie specific cellular abnormalities all fall under “natural.”

(Please see our Wood Species section on pages 49-58, for additional clarity.)

- Fryburg Door will not warrant S4S/Moldings that are deemed to have been placed in an unsuitable wood environment.

All wood is affected by the environment it is placed. Relative humidity has the largest impact on wood movement, but heat, dryness, and cold are also contributing factors to wood movement.

- Fryburg Door’s warranty covers the replacement of the S4S/Molding and return shipping only. It does not cover finishing, installation, labor, or any additional materials used along with our products.

- Warp tolerances

- Warp up to 1/8” is warranted under 48”

- Tolerance on CTS +/- 1/32”

- As wood ages it will change color. This is not considered a defect or a warranty claim.


- Fryburg Door’s warranty is not responsible for improper handling after delivery is accepted.

- Fryburg Door does not warrant against material that is not kept in a flat state after delivery.

- Fryburg Door holds the right to modify our list prices on orders that are specified outside the species limitations. (Ex. 6” wide 10’ long clear white oak with no sap on face or edges.)

Fryburg Door requests that you check your order upon delivery for completion. We are not responsible for missing parts beyond 1 week after delivery.





Customer Notes:

Fryburg Door Product Offering

Cabinet Doors:

Fryburg Door offers three options for cabinet doors: Custom, Furniture, Semi-Custom Grades, and 5 Piece MDF.

General Custom Grade Door Facts:

- Fryburg Door constructs all doors with a full 1" extended tenon in addition to our 3/8" cope. (Some exceptions apply: glass and wide inside edge profiles.)
- Fryburg Door refers to door framing as uprights (stiles) and cross pieces (rails.)
- Fryburg Door refers to door sizing as width x height.
- Our standard "Custom Grade" framing is 2 1/4" stiles and 2 3/4" rails. You may request any width. Indicate if the framing widths are different than our standard.
- Standard framing will vary with certain applied molding combinations.
- All Fryburg Doors, regardless of the grade, adhere to a tolerance of plus or minus 1/32."
- Warp tolerance – up to 1/8" warp on doors under 48."
- Bow – Fryburg Door warrants bow: over 1/16" under 40" and over 1/8" on 40-48."
- All Fryburg Doors, regardless of the grade, have a stain groove that allows stain onto the panel, so pre-staining panels is not necessary.
- All "Custom Grade" doors have a color and grain matched center panel (exception paint grade) and are hand sanded to 180 grit.
- All doors have a maximum sanding width of 50".
- All "Furniture Grade" doors have a color matched and hand sanded center panel and entire door machine sanded only after assembly to 180 grit. Standard framing on furniture grade is 2 1/4" all around.

Fryburg Door encourages that **ALL DOORS THAT EXCEED 48" in length be made into a multiple panel product. You must specify on all multiple panel doors how many panels that you want. Fryburg Door will not assume how many panels that you may want based on door size.**

Fryburg Door will not warrant any door or end panel over 48" long, regardless of the number of panels.

Doors must be ordered by "exact size" and not opening size. Fryburg Door does not figure door sizes off of opening dimensions.



Fryburg Door Product Offering (cont.)

Custom Grade

- Fryburg Door's original line of doors
 - All panels are color and grain matched
 - Constructed with a 3/8" cope and full 1" mortise and tenon
 - *Exceptions are glass and wide inside edge profiles. (Victorian Classic, Oxford Square, and 1530)*
 - All panels are hand sanded at 180 grit prior to assembly, door wide belt sanded 150/180 after assembly, and then hand sanded with 180 grit
 - All species and profile options available (see door catalog for options)
- Minimum panel size that can be raised: 3 1/2" x 3 1/2"
- Minimum measurement between framing to have raise:
 - 3" between uprights to machine a full raise on most raise options
 - 4" between uprights that have an applied molding applied that hangs over inside edge to machine a full raise on most raise options
- Shortest cross-piece that can be machined
 - Panel – 3 1/2"
 - Glass – 4"
- Arches, Cathedrals, and Roman Designs
 - No less than 8" opening to achieve full detail of profile
- 5 piece drawer front: Standard framing size 2 1/4 stiles 1 5/8 rails automatically receive **HORIZONTAL** grain. **(You must specify if want vertical grain.)**
- V-Groove and Beaded Panels receive vertical grain. Panels with vertical grain can be no wider than 30."
 - Horizontal grain is available, upon request.
- ProTable
 - Max measurable 40" x 58"
- Extreme urgency is recommended with the finishing of wooden specialty mullions. These types of mullions can be vulnerable in strength when not finished promptly and then exposed to environmental changes.

Fryburg Door will not warrant any door or end panel over 48" long, regardless of the number of panels.



Fryburg Door Product Offering (cont.)

Miter Doors

- 1/2" mortise and tenon
- Profiles and matching drawer fronts are shown in our Door Catalog.
- Panels must be recessed from the face (cannot protrude out past the face).
- End panels are not available.
- Absolute minimum door size is 4.5". See proceeding pages for a complete list of minimums. (This is for a flat panel. Raised panel minimums will vary based on the profile selection.
- Maximum door size is 37" wide X 61" high.
- Multiple panel options are limited. See the proceeding pages for availability. Note: The center profile will not match the frame. Multiple panels high only.
- See the proceeding pages for standard frame widths, thickness & glass options.
- Miter Door mitered joints are vulnerable to slight joint separations when experiencing yearly climate temperature changes: swelling when warm/humid and shrinkage when cool/dry. These joint separations are not considered a defect or warranty claim.



Profile #	Thickness	.875"	Standard Frame Width	Mini Frame Width	Max Frame Width	Outside Edge Optional	Available in Glass	Mullion	Multiple Panels	Mullion / Center Profile	Mini Door Size - Flat Panel
7010A	0.75	Y	2.250	2.250	4.000	Y	Y	Y	Y	Country Square	5
7010DF	0.75	Y	2.250	1.500	2.250	Y	Y	N	N	N/A	5
7011A	0.75	Y	2.250	N/A	N/A	N	Y	Y	Y	Country Square	5
7011DF	0.75	Y	2.250	N/A	N/A	N	N	N	N	N/A	5
7012A	0.75	Y	2.250	N/A	N/A	N	Y	Y	Y	Country Square	5
7012DF	0.75	Y	2.250	N/A	N/A	N	N	N	N	N/A	5
7013A	0.75	Y	2.250	N/A	N/A	Y	Y	Y	Y	Country Square	5
7013DF	0.75	Y	1.750	N/A	N/A	Y	N	N	N	N/A	4.5
7050A	0.75	Y	2.250	2.250	4.000	N	Y	Y	Y	Ogee	5
7050DF	0.75	Y	1.750	1.750	2.250	N	N	N	N	N/A	4.5
7051A	0.75	Y	2.250	2.250	4.000	N	Y	Y	Y	Country Square	5
7051DF	0.75	Y	1.750	1.750	2.250	N	N	N	N	N/A	4.5
7055A	0.75	Y	2.250	N/A	N/A	N	Y	Y	Y	Country Square	5
7055DF	0.75	Y	1.500	N/A	N/A	N	N	N	N	N/A	4.5
7100A	0.75	Y	2.250	2.000	2.500	Y	Y	Y	Y	Country Square	5
7100DF	0.75	Y	2.250	1.750	2.500	Y	N	N	N	N/A	5
7101A	0.75	Y	2.750	N/A	N/A	N	Y	Y	Y	Country Square	6
7101DF	0.75	Y	2.250	N/A	N/A	N	N	N	N	N/A	5
7120A	0.75	Y	2.875	N/A	N/A	N	Y	Y	Y	Country Square	6.25
7120DF	0.75	Y	1.750	N/A	N/A	N	N	N	N	N/A	4.5
7130A	0.75	Y	2.875	N/A	N/A	N	Y	N	N	Country Square	6.25
7130DF	0.75	Y	2.000	N/A	N/A	N	N	N	N	N/A	4.5
7140A	0.75	Y	2.875	N/A	N/A	N	Y	Y	Y	Country Square	6.25
7140DF	0.75	Y	1.625	N/A	N/A	N	N	N	N	N/A	4.5
7150A	0.75	Y	2.750	N/A	N/A	Y	Y	N	N	N/A	6
7150DF	0.75	Y	1.750	N/A	N/A	Y	N	N	N	N/A	4.5
7151A	0.812	N	4.000	N/A	N/A	Y	Y	N	N	N/A	8.5
7152A	0.812	N	2.25	N/A	N/A	N	Y	N	N	N/A	5



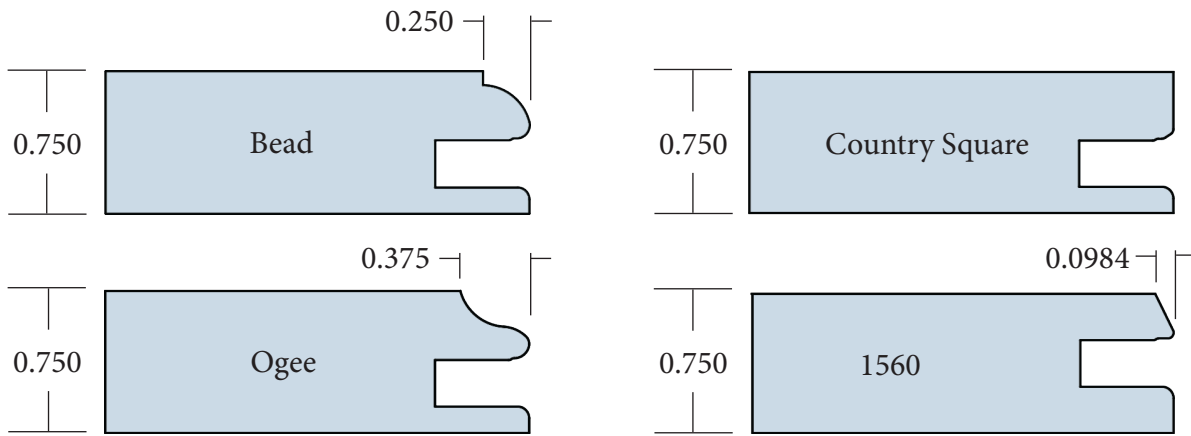
Profile #	Thickness	.875"	Standard Frame Width	Mini Frame Width	Max Frame Width	Outside Edge Optional	Available in Glass	Mullion	Multiple Panels	Mullion / Center Profile	Mini Door Size - Flat Panel
7060A	0.75	Y	2.875	N/A	N/A	N	Y	N	N	N/A	6.25
7060DF	0.75	Y	2.000	N/A	N/A	N	N	N	N	N/A	4.5
7173A	0.75	Y	3.000	2.250	3.000	Y	Y	Y	Y	Country Square	6.5
7173DF	0.75	Y	2.250	2.250	2.250	Y	N	N	N	N/A	5
7177A	0.805	Y	2.375	N/A	N/A	N	Y	Y	Y	N/A	5.25
7178A	0.875	N	3.000	N/A	N/A	N	Y	Y	Y	N/A	6.5
7178DF	0.875	N	1.687	N/A	N/A	N	N	N	N	N/A	4.5
7179A	0.75	Y	2.375	N/A	N/A	N	Y	N	N	N/A	5.25
7179B	0.75	Y	2.375	N/A	N/A	Y	Y	N	N	N/A	5.25
7201A	0.75	Y	2.750	2.250	2.750	Y	Y	N	N	N/A	6
7201DF	0.75	Y	1.750	1.750	2.750	Y	N	N	N	N/A	4.5
7202A	0.75	Y	3.000	2.250	3.000	Y	Y	N	N	N/A	6.5
7202DF	0.75	Y	2.000	2.000	2.250	Y	N	N	N	N/A	4.5
7203A	0.75	Y	3.000	N/A	N/A	N	Y	N	N	N/A	6.5
7203DF	0.75	Y	2.000	N/A	N/A	N	N	N	N	N/A	4.5
7206A	0.75	Y	3.000	2.250	3.000	Y	Y	Y	Y	Country Square	6.5
7206DF	0.75	Y	2.250	2.250	3.000	Y	N	Y	Y	N/A	5
7208A	0.75	Y	2.500	N/A	N/A	N	Y	N	N	N/A	5.5
7209A	0.8125	N	3.000	N/A	N/A	N	Y	N	N	N/A	6.5
7209DF	0.8125	N	2.000	N/A	N/A	N	N	N	N	N/A	4.5
7210A	0.75	Y	2.187	N/A	N/A	N	Y	Y	Y	Country Square	4.875
7211A	0.75	Y	3.000	N/A	N/A	Y	Y	Y	Y	Bead	6.5
7211DF	0.75	Y	2.250	N/A	N/A	Y	N	N	N	N/A	5
7213A	0.8	N	3.000	1.500	4.000	Y	Y	N	N	N/A	6.5
7213DF	0.8	N	2.000	1.500	4.000	Y	N	N	N	N/A	4.5
7214A	0.75	N	3.000	2.250	3.000	Y	Y	N	N	N/A	6.5
7214DF	0.75	N	2.250	2.250	3.000	Y	N	N	N	N/A	5
7215A	0.8	N	3.000	1.500	4.000	Y	Y	N	N	N/A	6.5
7215DF	0.8	N	2.250	1.500	4.000	Y	Y	N	N	N/A	5
7217A	0.75	Y	3.375	N/A	N/A	N	Y	Y	Y	Country Square	7.25
7217DF	0.75	Y	3.375	N/A	N/A	N	Y	N	N	N/A	7.25
7311A	0.75	Y	2.750	N/A	N/A	N	Y	Y	Y	Country Square	6
7311DF	0.75	Y	2.750	N/A	N/A	N	Y	Y	N	N/A	6



Fryburg Door Product Offering (cont.)


Semi-Custom Grade - All panels are color matched

Inside Edges profiles shown to scale

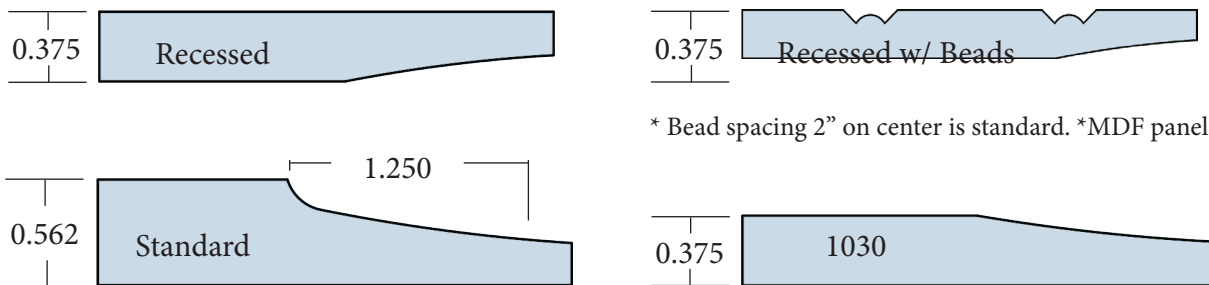


* Recessed Panel, Recessed Panel w/Beads, & 1030 Only

Outside Edges profiles shown to scale



Panel Raises profiles shown to scale



* Bead spacing 2" on center is standard. *MDF panel only.

Fryburg Door Product Offering (cont.)

Door Construction

- 1/2" cope. All door joints are pinned and puttied
- All panels are color matched
- Mullions not an option
- Plywood panel also available in Brown Soft Maple, Cherry, Sap Cherry and Red Oak

Framing Options on Square Doors

Cross Rail: 1.5", 2.25", 2.5", 3"

- Cross rails must be the same width on each door

Center Rail: 2.25", 2.5", 3"

- Center rails must be the same width on each door
- Max width and length: 44" x 84" for square doors

Stiles: 2.25", 2.5", 3"

- Stiles must be the same width on each door

Arch or Cathedral Door: 2.25" AA

- Max width and length: 22.5" x 84" for arch and cathedral doors

Minimum Opening Sizes

- Square: 3.5" min. width, 3" min. height on raised panel, 3.5" min. height on recessed panel
- Arched: 3.5" min. width, 7.5" min height
- Cathedral: 3.5" min. width, 7.5" min. height
- Unable to accommodate more than one (1) panel wide
- Can accommodate up to 4 panels high under 84" in length

Tolerances

- Sizing tolerance +/- 1/32"
- Warp tolerance – up to 1/8" under 48"

Door Finish Sanding Process

- Panels hand sanded prior to assembly
- At assembly all doors are pinned and nail holes are puttied
- All edges, face and back hand sanded
- Followed by a machine pass through a four head sander, orbital cross grain sander, and a flap wheel denibbing sander
- Finishing @ 180 grit

Priming

- Our primers are post catalyzed acid cure systems. These are compatible with many high-quality topcoats.
- Prior to priming, the wood/MDF is prepared to accept coating materials such as putty. The wood/MDF is then sanded to remove any putty and provide a smooth uniform coating to it so it will accept the next primer or paint properly.

Our priming process consists of:

- 2 coats of primer on the face and one coat on the back. All coatings are applied with a Makor - Q-One Robotic Sprayer & Flatline Oven System.
- The primer is applied at 3.5-4.0 wet mills.
 - The wood/MDF is scuffed between coats with:
 - 320 Mirka Abranet - screen is used for sanding flat surfaces
 - 320 3M sponge is used for sanding profiled edges
 - There is no sanding to the back side after the primer is applied or to the face after the second coat of primer.

Fryburg Door encourages ALL DOORS THAT EXCEED 48" in length be made into a multiple panel product. You must specify on all multiple panel doors how many panels that you want. Fryburg Door will not assume how many panels that you may want based on door size.

Fryburg Door will not warrant any door or end panel over 48" long, regardless of the number of panels.

Doors must be ordered by "exact size" and not opening size. Fryburg Door does not figure door sizes off opening dimensions.



P: 330.674.5252


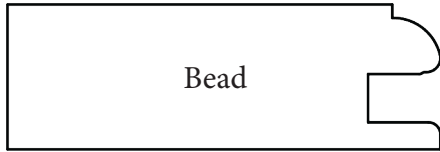
F: 330.674.1877

www.fryburgdoor.com





MDF Door Profile Options

Inside Edge Profile (Available in Panel and Glass)




* Recessed Panel, Recessed Panel w/
Beads, & 1030 Only

Panel Profile



Outside Edge Profile (Doors & 5 Piece Drawer Fronts)



Version 1.2020 - All Profile dimensions are available for reference in our door catalog and our website fryburgdoor.com





5 Piece All MDF Door

- Door Construction: ½” cope – same as all wood Semi-Custom Doors
- Schedule: 5 business days
- Finished thickness is .720”
- Sizing tolerance +/- 1/32”
- Warp tolerance – up to 1/8” under 48”
- Panel raise and outside edges will be hand sanded
- After assembly, door is machine sanded through 4 head, cross grain and denibber
- Inside Edge options limited to: Ogee, Bead, and Country Square, 1560 (both panel and glass)
- Varying the setback depth is not an option with a MDF Door
- Door outside edge options limited to #s: 10, 13, 15, 17, 19, 21, FE (factory edge)
- Slab drawer front options limited to #'s 10E, 13B, 15E, 17E, 19E, 21E, FE (factory edge)
- Panel options limited to: 1030, Standard, Recessed (Beaded also available)
- All Hinge Prep options are available in MDF Door

Pricing

- 1.75 SF minimum on all styles of doors/end panels and slab fronts
- Contact our customer service team, sales consultants, or access our online ordering portal for pricing.



Priming of Doors

Our primers are post catalyzed acid cure systems. These are compatible with many high-quality topcoats. Prior to priming, the wood/MDF is prepared to except coating materials such as putty. The wood/MDF is then sanded to remove any putty and provide a smooth uniform coating to it so it will accept the next primer or paint properly.

Our priming process consists of:

- 2 coats of primer on the face and one coat on the back. All coatings are applied with a Makor - Q-One Robotic Sprayer & Flatline Oven System
- The primer is applied at 3.5-4.0 wet mills
 - The wood/MDF is scuffed between coats with:
 - 320 Mirka Abranet – screen is used for sanding flat surfaces
 - 320 3M sponge is used for sanding profiled edges
 - There is no sanding to the back side after the primer is applied or to the face after the second coat of primer.

Customers should scuff sand the primer using a 320-grit sandpaper and wait no more than 24 hours before applying any finish. If 24 hours has passed, all unpainted surfaces must be scuffed again and the coating must be applied before a 24-hour period has expired. All surfaces must receive the sanding step in order to achieve mechanical bond.

Primers are subject to some natural grain raising during the priming process, which is not considered a defect. Normal sanding and preparation for the primer-topcoat application will remove these fibers

Our products are manufactured using wood & MDF materials that will expand and contract with fluctuation in climate, temperature and humidity. This movement of the wood & MDF may cause fracturing anywhere sub- components have been joined together.

Testing for compatibility and adhesion between primers and customers finishes should take place on a test door prior to finishing any large items or multiple pieces.

- Fryburg Door will not warranty products do the incompatibility issues between primers and or topcoat on the surface.

Primer colors available are White, Grey, and Black

Schedule – adds three days to door schedule

Wire Brushing

Process

- This process takes flat stock wood parts and opens the soft fibers within the grain of each face that is brushed. The textured wounds that this rigid wire brush creates within the grain will be both present to sight and touch. All product will be brushed with the grain only.
- The wire brush head is very rigid and does not flex to brush the contoured portions of any profile.
- The machining will give a consistent wire brushed wound across the entire face and length during every pass of the machined part. A hit or miss application is not an option.
- We have found that denser woods (Red Oak, White Oak, Walnut, Hickory, etc.) accept this application best. Wire brush is available on all wood species, including plywood and MDF but we encourage you to order samples prior to starting projects to have clarity on expectation.

Wire brushing Aggression Options:

You must specify which option is required for your application. All options carry same costs.

Light – Slightly weathered feel but not overwhelming. Grain is slightly raised, and is barely noticeable to both sight and touch. Still offering a perfect look for stain to soak into the open soft fibers and give the desired look of an “aged feel”

Moderate – True “aged/weathered” look. More of an intense application and is noticeable to both sight and touch. Grain is raised and soft fibers are open more dramatically than the “light brushing option”. We feel this is a great choice when your desire is to make a statement but not overwhelming.

Aggressive – Most intense application. Raised grain is very noticeable, and soft fibers are dramatically open for a very dramatic look. Great option for any stain, glaze or paint application to emphasize the raised grain/weathered look.



Wire Brushing (Cont.)

Specifications:

Doors, End Panels, 5 Piece Drawer Fronts - Individual door parts are run prior to assembly. Joints will have visual appearance of a slight joint offset (not smooth and flush like a non-brushed door). Wire brushing will occur on the flat face of the frame and flat face of the panel only. Wire brushing is not applied to edges, contoured profiles or the backside of the product. The backside of the door will be machine sanded and the face will be lightly sanded with a hand held orbital to remove fiber particles.

- Pricing is available through our sales consultants or customer service team

Options:

1. MDF Panel – Yes
2. ¼” Plywood – No
3. FD Doors – Yes
4. Furniture Grade – Yes
5. Mullions – Yes (country square only)
6. Mitered Doors – Yes (flat profiles only, contoured profiles will not receive wire brushing)
7. Windsor/Dover – No
8. Applied Molding – No
9. Heritage Plank – Yes
10. Deep V Groove Plank – Yes
11. Pegs – No



Wire Brushing (Cont.)

Edge Glued Panels, Edge Glued Panels with Profile & Plywood – EGP & EGP w/profile will be brushed only on the face side. Profiles will not receive the brushed look, only flat surfaces. Plywood ¼” thick cannot be brushed due to concerns over veneer thickness and core stability. All other plywood thicknesses are available. (1 SF minimum per panel) (Square Foot = Width x Length / 144)

Custom Grade Slab Drawer Fronts - CG Slabs will be brushed only on the face side. Profiles will not receive the brushed look, only flat surfaces.

S4S, Moldings & Posts (limited to flat profiles) S4S & Posts can be brushed up to four sides. The minimum thickness to be able to brush edges is ¾”. Moldings - flat profiles will look best. Profiles with both flat and contour, only the flat will receive the brush (the brush head is rigid and does not flex to machine contoured portions of these profiles).

Assembled Face Frames - Individual AFF parts are run prior to assembly. Joints will have visual appearance of a slight joint separation (not smooth and flush like a non-brushed AFF). Sanding of face will be lightly sanded with a hand held orbital to remove fiber particles and the back of the frame will not be sanded.

- Normal material LF cost per piece and cut to size costs per piece still apply. Assembly per frame:

Additional

- Schedule - wire brushing does not add any time to individual product schedule. Large projects may add to our lead times

- Min/Max thickness – ¼” -10”. We can brush all four edges of S4S, must be minimum of ¾” thick to brush edges

- Maximum width for wire brushing EGP, CTS Plywood and door panels is 34 ½”

- All other product specifications are the same as presented in our customer manual.



Hinge Options – Knife Hinge

Knife

Used For...

#3

1/4" Full Overlay

#4

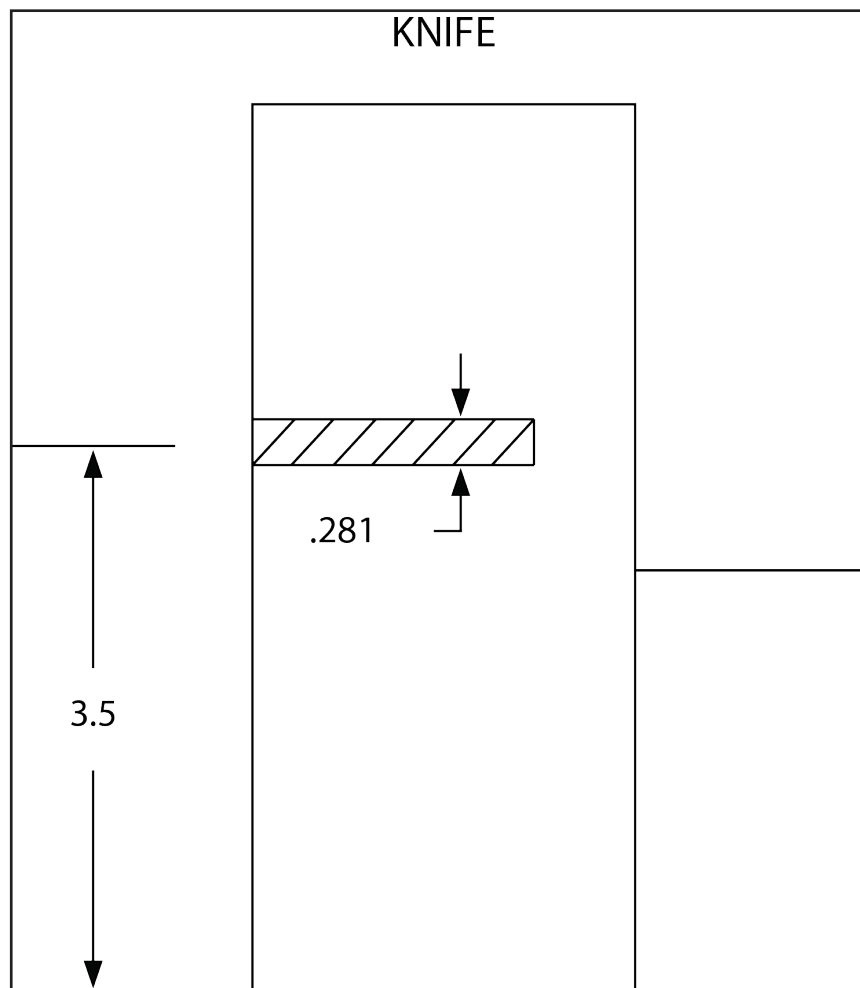
3/8" Inset with 1/4" Overlap

#5

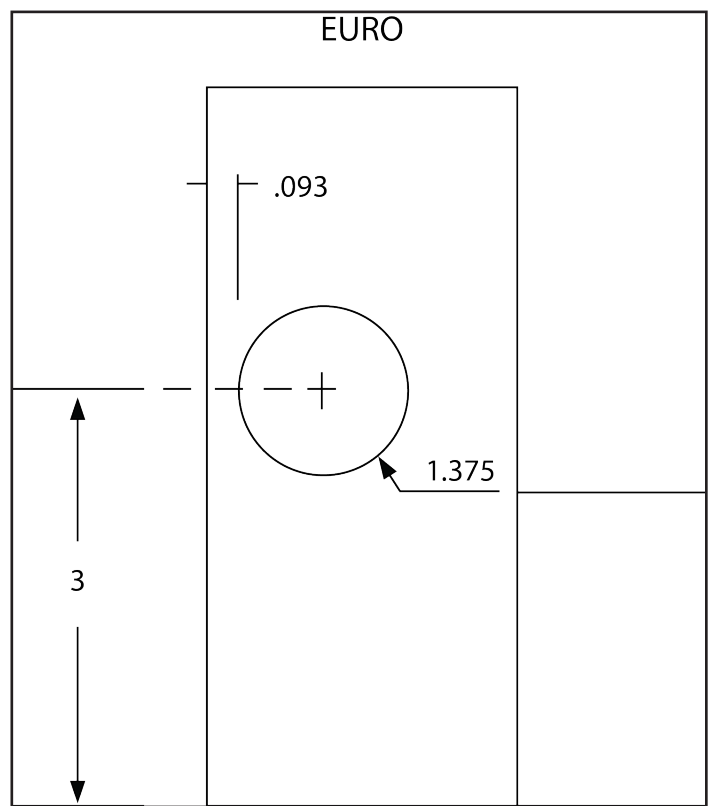
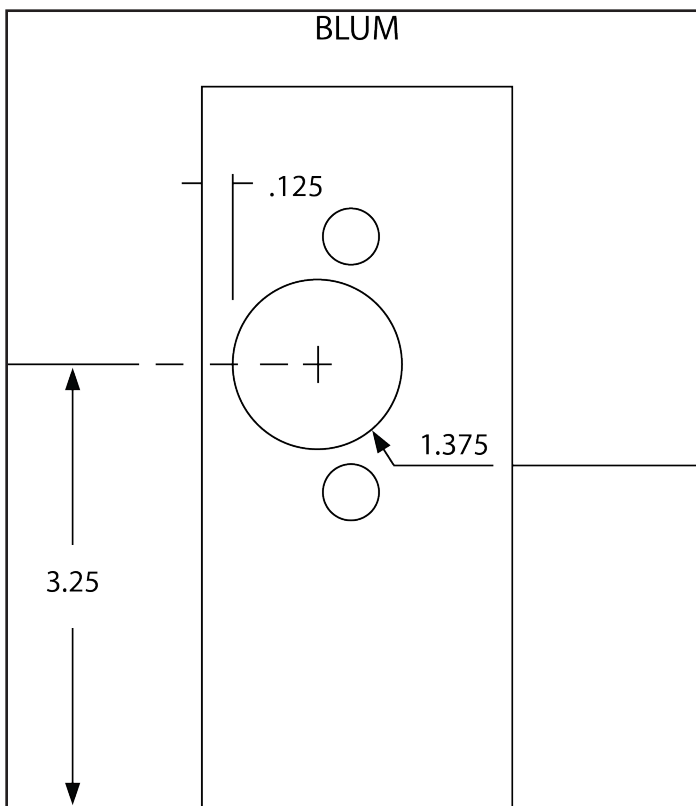
1/4" Full Overlay

#6

1/2" Full Overlay



Hinge Options - Blum & Euro



Dovetail Drawer Boxes

- Fryburg Door offers boxes assembled or unassembled (see Dovetail pricing)
- We encourage you to buy our dovetail boxes assembled. Our CNC dovetail machines create very snug joints that are difficult to knock together.
- Unassembled drawers do not come with plywood. CTS plywood is available.
- You must provide your plywood dimensions on unassembled drawers.
- Fryburg Door produces drawers out of: Sap Red Oak, Sap Cherry, Brown Soft Maple, Soft Maple, Poplar, Baltic Birch, and Plywood. (Other species available on request.)
- All drawer material contains glue lines and has no color spec.
- Sap Red Oak – can contain sapwood, heartwood, mineral streaks, and general color variation consistent with the specie
- Sap Cherry – can contain sapwood, heartwood, gum, pith, and general color variation consistent with the specie
- Brown Soft Maple- can contain sapwood, heartwood, curly grain, tiger grain, dark streaks, and hairline cracks within the heartwood on occasion. Paint grade hard maple is an allowable specie within brown soft maple drawer parts.
- Soft Maple- can contain sapwood, curly grain, tiger grain, and occasionally burls. More consistent in color than brown soft maple, but yet has general color variations consistent with the specie
- Poplar- can contain white to green colors, minimal black and purple
- Baltic Birch Plywood-has an appealing, consistent, light color and typically has uniform subtle grain
- Edge banded top edge profile is available upon request
- All drawer boxes can have tight sound knots, cracks, and other grading defects on the backside of the back and the front side of the front of your product. These defects will not come through to show on the inside of your box and will always be sound where they persist.
- Drawers available in thicknesses from 1/2” to 3/4” thick.
1/2” and 5/8” are most common and preferred thicknesses
5/8” is the only option in Baltic Birch Plywood
- Standard bottoms are ¼” plywood. (½” & ⅜” plywood bottoms are available upon request.)
¼” Birch used on Poplar, Soft Maple, Brown Soft Maple and Sap Cherry
¼” Red Oak used on Sap Red Oak



Fryburg Door Product Offering (cont.)

Dovetail Drawer Boxes (cont.)

½” Birch used on Poplar, Soft Maple, Brown Soft Maple, and Sap Cherry

½” Red Oak used on Sap Red Oak

- Maple 1/4”, 3/8”, and 1/2” bottoms are available for an upcharge. (See Dovetail pricing)
- Dado fronts available:
 - Widest Dado available is 1 1/2”
- Under-mount drawer slide prep is available on assembled boxes only.
 - Standard under-mount prep is 1 3/8” wide.
- Logo laser engraving available. All art PDF’s must be in black/white or grey scale. Logo one side standard is right side.
- Scoop fronts available:
 - Standard scoop 5” wide and 1” deep
 - Drawing must be provided if your needs are outside our standard specs.
- Silverware dividers available.
 - Drawing must be provided if your needs are outside our standard specs.
- Custom Angled drawers available.
 - Drawing must be provided on angle drawers.
 - Drawing is not necessary if standard 90° corner and ordered online.
- Dovetail drawers that involve CNC parts are subject to a lengthened schedule.
- Sanding available:
 - Machine Sand: sanded with 180 grit on top profile and all four sides on outside of the box. The box will not have chatter or offsets on top.
 - Eased Edge Sand: designed for square top edge. All four inside edges and the outside edge of both sides are eased to remove the sharp edges. The front of the front and back of the back will remain sharp. This is done by hand with an orbital sander.
 - Hand Sand: hand sanded with orbital sander, using 180 grit on the entire top profile and on the outside of the box. Any boxes with the “square” top edge will have sharp edges removed.
- Minimum material cost of dovetail drawer box is \$5
- Min/Max sizes for box (clamp and machine max/limits)
 - Minimum size 1” x 4” x 4 ½”
 - Maximum size 20”x 60” x 60”



- Clear Coat Finishing
- 30 sheen catalyzed finish. Seal – sand – top coat.
- The box is sealed, sanded, and top coated inside and outside of the box.

Laser Logo Protocol

Process

- Customers that desire laser engraving on their boxes need to submit an Artwork file for the Logo (see artwork specs.)
- Artwork is then resized & edited
- Hard samples are produced & given to sales
- Sales gets customer approval for the engraving
- Upon customer approval, customer may begin to place orders requesting engraving.

Artwork specifications: Specifications for the artwork files that are submitted

- Artwork needs to be in black & white, or greyscale. No color images simply because the time required to edit the artwork for our application is much greater with color.
- Artwork needs to be in PDF, or JPEG format
- We have the right to reject any artwork if image quality is not high enough to produce a quality product. The higher the image resolution the better the logo will look.

Logo appearance specifications

- Logo engraving area will be a maximum of 1.75 inches high by 4 inches wide. We will resize the Logo so that both dimensions fit in this area while still keeping the same aspect ratio. This is due to engraving times being much higher as the Logo gets bigger.
- Standard Logo placement is on the exterior of the right side of the box. Customer must specify if they want both sides done. Additional placement options available upon request.
- Logo will be positioned the same as our branding was. 3.75 inches in from the front (On Center) & 2 inches down from the top.

Special requests

- We will consider projects outside of drawer boxes, however, at this point special requests for engraving will be taken on a case by case basis. All special request will be quoted per job and must be approved by customer before the project will begin.



Fryburg Door Product Offering (cont.)

Edge Glued Panels (Glue-Ups)

- All 4/4 Edge Glued Panels are color matched. All 5/4 Edge Glued Panels are color and grain matched. Additional color matching is available when ordered as “select” specie.
- The face of each Edge Glued Panel will be free of defects.
 - Natural wood characteristics are not considered a defect. (See wood specie definitions for natural characteristics.)
- Fryburg Door rips each stave of wood to insure square-ness prior to gluing.
- Max size- 47.5” x 156” is our maximum width and length.
 - Fryburg Door can accommodate orders of Edge Glued Panels wider than 47 ½”, however, these orders will be processed as two Edge Glued Panels and the customer will be responsible for gluing and sanding two pieces together.
- CTS tolerance + or – 1/32”
 - Max CTS available is 47 ½” x 156”
- Non CTS Edge Glued Panels will have up to ¼” in width and ¾” in length of oversize.
 - Overages may vary. Do not order smaller in hopes of achieving your net dimension with the overages.
- Sanding grit build up: 120-150-180 (use 3 head sanders)



Fryburg Door Product Offering (cont.)

S4S (Surfaced Four Sides)

- Fryburg Door manufactures to the customers specified width.
 - *S4S is predominately used for the construction of face frames.
 - *S4S stands for surfaced 4 sides.
 - Sanding is optional.
- Have the ability to mold finished widths ranging from ½” to 8 ½”
- Have the ability to mold finished thicknesses ranging from 3/16” to 3 ½”
- Random length consists of 8-12’. Length footage can run up to 10% more than what you ordered.
- Longer lengths are available and based on lumber inventory may carry a longer than normal schedule.
- Specified lengths are available up to 16’. - Specified lengths over 6’ carry an increased price. (See S4S pricing) Some species will have restrictions based on width and length.
- Cut to size is available.
- Sanding is available on the front and back for an additional cost per lineal foot.
- Due to safety and machining concerns, we are not able to sand edges.
- Fryburg Door holds the right to modify our list prices on orders that are specified outside the species limitations. (Ex. 6” wide 10’ long clear white oak with no sap on face or edges.)



Fryburg Door Product Offering (cont.)

Assembled Face Frames

- Fryburg Door offers this option as a value added product to complement our S4S.
 - One frame size per order sheet.
 - All openings figured accurately.
 - Provide all widths and lengths accurately and clearly for necessary parts.
- It is the customer's responsibility that drawing and dimensions match. Please double check your calculations.
- Orders missing information, or with processing questions, WILL BE HELD until all questions are answered, potentially causing the order to be pushed out in our production schedule if not answered before our daily order processing cut off times.
- All frames are assembled with pocket screws and glue. Exception: Parts 3" and under will be glued in place.
 - Fryburg Door uses the Kreg system.
- Fryburg Door will insert a minimum of two (2) screws in all frame joints that are 1 1/2" and wider. 1 1/2" and under will receive only one (1) pocket screw. Exception: 1 1/2" dado parts will receive only one (1) pocket screw.
- After assembly, frames are run through wide belt sander at 180 grit, sanding the face side only. Faint cross grains may be present on some parts.
- Fryburg Door does not offer the option of a hand sanded assembled face frame.
- Max Size Overall is 140"x 58". If one dimension goes over 58", than the other must stay 58" or less.
- Standard thickness is 3/4" (Maximum thickness is 1 3/4" Minimum thickness is 3/4")
- Minimum part length is 1"



Fryburg Door Product Offering (cont.)

Plywood

- We stock plywood in various species, thickness to come
- Review catalog or website for species
- We will also purchase and cut plywood outside of our stock species.
- Standard lead time subject to change on non-stock species of plywood.

Edge Banding

- We offer edge-banding in various stock species , tape thickness, and profile options.



Fryburg Door Product Offering (cont.)

Moldings and Posts

- Fryburg Door manufactures moldings on one of three molders to customers selected profile.
- See our molding catalog for to scale pictures of our profiles. Also available on our website.
- All moldings are run per order. We do not stock any moldings.
- Have the ability to mold finished widths ranging from ½” to 8 ½”.
- Have the ability to mold finished thicknesses ranging from 3/16” to 3 ½”.
- Random length consists of 8-12’.
- Random length can run up to 10% more than what you ordered.
- Longer lengths are available and based on lumber inventory may carry a longer than normal schedule.
- Specified lengths are available up to 16’. (Not available in posts.)
- Specified lengths over 6’ carry an increased price. (See molding pricing for cost.)
- Some species will have restrictions based on width and length.
- Cut to size is available.
- Profile Sanding is available for an additional cost per lineal foot.
- Sanding of flat surface is available. (I.e. baseboard)
- Due to safety and machining concerns, we are not able to sand edges.
- Fryburg Door holds the right to modify our list prices on orders that are specified outside the species limitations. (Ex. 6” wide 10’ long clear white oak with no sap on face or edges.)



Fryburg Door Product Offering (cont.)

Component Program

- The component program is a program derived from a “lean manufacturing” viewpoint. This program allows you to focus on “just in time” delivery to minimize your inventory, maximize/ manage your production time, and expedite your lead-times by utilizing all that the component program has to offer.
- The component program is a simple, unique, and very customizable process for creating and manufacturing all lines of furniture and custom kitchens.

How it works:

- This program allows you to order all the pieces and parts that are needed to manufacture one piece of furniture/cabinet.
- The cut list of parts can be saved in our system for easy access for information and ordering, while still being able to order a completely customized piece of furniture, as well.
- The parts are ordered per your specs and 7 working days later they are prepared and ready for delivery.
- Every piece, from doors to dovetailed boxes and S4S to plywood, are packaged and labeled with the component name and/or number. This allows easy access to all the parts quickly. In return, you are able to find and pull off all needed parts and begin to assemble the specific piece of furniture/cabinet.

Component Program Goals:

- Lower your inventory and yield loss.
- Lower manufacturing time per piece of furniture or cabinet.
- Gain production and throughput.
- Gives you exact fixed costs for material.
- Saves office time prepping redundant cut sheets for ordering.
- Helps provide your customer with product faster, creating value for them.

Miscellaneous Component Information:

- All revisions must be faxed or emailed in. Verbal phone adjustments are not accepted.
- All customers will receive copies of “the saved component” that we have in Excel.

Wood Species Used by Fryburg Door

Alder

Color: Heartwood is pink to red, sapwood is yellowish white

Natural Characteristics: Softer wood, subtle grain does not have great width or length, fairly uniform in color

Fryburg Spec: Color and grain matched center panel

“Select” upgrade available - Standard color and grain matching will receive tighter tolerances in the wood selection for this specie. The select upgrade is designed for projects where little or no stains are used as well as projects that request specs slightly beyond our standards.

Alder, Knotty

Color: Heartwood is pink to red, sapwood is yellowish white

Natural Characteristics: Softer wood, subtle grain does not have great width or length, knots, cracks and mineral

Fryburg’s Door Spec: All sound knots allowable

Within the knot itself, voids cannot go all the way through the product

No color or grain matching

No large open cracks; small cracks allowable near knots

Backside of product may be filled with epoxy to fill void

Unlimited mineral sap allowed

Tear out and chatter allowed

Ash

Color: Heartwood is creamy white to light brown and can have some darker brown streaks. Sapwood is yellowish white to tan in color.

Natural Characteristics: Very wide open pronounced grain, occasional dark brown streaks

Fryburg’s Door Spec: Color and grain matched center panel, subtle variation from heartwood to sapwood light brown to creamy white can be expected.

“Select” upgrade available - Standard color and grain matching will receive tighter tolerances in the wood selection for this specie. The select upgrade is designed for projects where little or no stains are used as well as projects that request specs slightly beyond our standards.



German Beech

Color: Pale cream to pinkish brown tone

Natural Characteristics: Straight grained, knots are typically small and tight

Fryburg's Door Spec: Color and grain matched

“Select” upgrade available - Standard color and grain matching will receive tighter tolerances in the wood selection for this specie. The select upgrade is designed for projects where little or no stains are used as well as projects that request specs slightly beyond our standards.

Birch, Red

Color: All heartwood; reddish brown

Natural Characteristics: Straight grained, occasionally wavy grain, uniform color with occasional curl

Fryburg's Door Spec: Color and grain matched center panels, consistent reddish brown color that shows fairly straight grain

“Select” upgrade available - Standard color and grain matching will receive tighter tolerances in the wood selection for this specie. The select upgrade is designed for projects where little or no stains are used as well as projects that request specs slightly beyond our standards.

Birch, Sap, Yellow

Color: Fryburg Door uses Sap Yellow Birch. Crisp white to yellowish tint in sapwood. Heartwood is minimal but will range from light reddish brown to pink

Natural Characteristics: Uniform grain, small pin knots and shiny burl. Birch has a tendency to have splotchy areas during finishing process

Fryburg's Door Spec: Color and grain matched center panel, small pin knots are acceptable with in the face.

“Select” upgrade available - Standard color and grain matching will receive tighter tolerances in the wood selection for this specie. The select upgrade is designed for projects where little or no stains are used as well as projects that request specs slightly beyond our standards.

Cherry

Color: Heartwood color ranges from pink to dark reddish brown. Sapwood ranges from white to yellowish white

Natural Characteristics: Sap, mineral, pitch pockets, thin dark gum streaks, small pin knots

Fryburg's Door Spec: Color and grain matched center panel, no sap in the face, try to minimize pitch pockets and gum streaks but they are natural characteristics. Occasional small pin knots acceptable as well as sap and mineral with in profiles.

“Select” upgrade available - Standard color and grain matching will receive tighter tolerances in the wood selection for this specie. The select upgrade is designed for projects where little or no stains are used as well as projects that request specs slightly beyond our standards. Select may still have some pitch pockets and gum.

Cherry, Knotty

Color: No color and grain match, heartwood color ranges from pink to dark reddish brown. Sapwood ranges from white to yellowish white. Will also contain knots and cracks

Natural Characteristics: Sap, mineral, pitch pockets, thin dark gum streaks, knots, cracks

Fryburg's Door Spec: All sound knots allowable

Within the knot itself, voids cannot go all the way through the product

No color or grain matching

No large open cracks; small cracks allowable near knots

Backside of product may be filled with epoxy to fill void

Unlimited mineral sap allowed

Tear out and chatter allowed

Cherry, Sap

Color: Heavy sapwood throughout ranging from white to yellowish white, will have some heartwood that is pink to dark reddish brown. No color spec or limit on mineral

Natural Characteristics: Heavy sap & mineral, pitch pockets, thin dark gum streaks, small pin knots

Fryburg's Door Spec: No color or grain match, color is not a defect and there are no limitations on the amount of sap and mineral

Cherry, Rustic

Color: No color and grain match, heartwood color ranges from pink to dark reddish brown. Sapwood ranges from white to yellowish white. Will also contain knots and cracks, some may not be sound and have voids within the defects

Natural Characteristics: Sap, mineral, pitch pockets, thin dark gum streaks, knots, cracks, wide variety of defects, no rot or shake



Fryburg's Door Spec: No color or grain match, and defects are unlimited, unlimited cracks allowed, open knots will not exceed 1" in diameter

Tear out and chatter is not considered a defect due to the nature of specie.

Elm

Color: Yellowish white sapwood, heartwood is light to medium brown

Natural Characteristics: heavy figure, wavy fuzzy grain, burls, occasional pin knots

Fryburg's Door Spec: Color and grain matched center panel, can expect straight and interlocked grain within the product, significant figure variation is to be expected

"Select" upgrade available - Standard color and grain matching will receive tighter tolerances in the wood selection for this specie. The select upgrade is designed for projects where little or no stains are used as well as projects that request specs slightly beyond our standards.

Hickory

Color: Distinct difference from heartwood medium brownish to sapwood yellowish white

Fryburg's Door Spec: Color and grain matched to have variation in Heart/Sap, all heart and all sap are available through select or super select options depending on application

"Select" upgrade available - Standard color and grain matching will receive tighter tolerances in the wood selection for this specie. The select upgrade is designed for projects where little or no stains are used as well as projects that request specs slightly beyond our standards.

"Super Select" is necessary in projects when all white or all brown is specified.

Hickory, Knotty

Color: Distinct difference from heartwood medium brownish to sapwood yellowish white, knots and cracks along with mineral and ingrown bark

Natural Characteristics: same as Hickory, plus more character knots, cracks, and color variations

Fryburg's Door Spec: All sound knots allowable

Within the knot itself, voids cannot go all the way through the product.

No color or grain matching

No large open cracks; small cracks allowable near knots

Backside of product may be filled with epoxy to fill void

Unlimited mineral sap allowed

Tear out and chatter allowed

Hickory, Rustic

Color: Distinct difference from heartwood medium brownish to sapwood yellowish white

Natural Characteristics: same as Hickory, plus more character knots, cracks, and color variations, anything goes. See our specs below

Fryburg's Door Spec: No color or defect specs, any color grade and defect is allowable

Unlimited cracks allowed, open knots will not exceed 1" in diameter

Tear out and chatter is not considered a defect due to the nature of the specie.

Mahogany (Genuine)

Color: Reddish brown to brown. Can vary a fair amount within color range. Occasional pale pinky brown.

Natural Characteristics: Grain can be straight, wavy, and occasionally interlocked. Very durable specie against decay. Color and grain matched center panel within the natural color range.

Fryburg's Door Spec: Color and grain matched center panel within the natural color range.

"Select" upgrade available - Standard color and grain matching will receive tighter tolerances in the wood selection for this specie. The select upgrade is designed for projects where little or no stains are used as well as projects that request specs slightly beyond our standards.

Mahogany, African

Color: Reddish brown to pale pinkish brown. Can be streaky color.

Natural Characteristics: Ribbon stripe, occasional wavy grain and burls. Not as durable as Genuine Mahogany. Orange/brown deposits occasionally present in end grain.

Fryburg's Door Spec: Color and grain matched center panel within the natural color range.

"Select" upgrade available - Standard color and grain matching will receive tighter tolerances in the wood selection for this specie. The select upgrade is designed for projects where little or no stains are used as well as projects that request specs slightly beyond our standards.

Maple, Hard

Color: Sapwood is creamy white to off white, can have slight reddish brown tinge. Heartwood tan to mousey brown grey occasionally streaked with dark minerals

Natural Characteristics: Straight grained, burls, wavy flame grain, splotchy, tiger, curl

Fryburg's Door Spec: Color and grain matched center panel. Possible to see all of the natural characteristics consistent with this specie

“Select” upgrade available - Standard color and grain matching will receive tighter tolerances in the wood selection for this specie. The select upgrade is designed for projects where little or no stains are used as well as projects that request specs slightly beyond our standards.

Maple, Hard, Paint

Color: From creamy white to dark brown and everything between

Natural Characteristics: Straight grained, burls, wavy flame grain, splotchy, tiger, curl heartwood characteristics will be more prominent, blackish streaks and spots, has no color spec.

Fryburg’s Door Spec: Paint grades are not color and grain matched and will have significant color variation

Maple, Soft

Color: Sapwood is creamy to greyish white, heartwood can be brown to greenish brown with mineral.

Natural Characteristics: Mineral streaks, curl, tiger, fuzziness, wavy grain, flecking

Fryburg’s Door Spec: Color and grain matched center panels. Some dark spots can persist, but dark brown is not permissible. Natural characteristics are not considered defects on the flat or within machined profiles.

“Select” upgrade available –Standard color and grain matching will receive tighter tolerances in the wood selection for this specie. The select upgrade is designed for projects where little or no stains are used as well as projects that request specs slightly beyond our standards.

Maple, Soft, Brown*

Color: Ranges from creamy white to dark brown and everything in between. There is no color spec on brown soft maple

Natural Characteristics: Mineral streaks, curl, tiger, fuzziness, wavy grain, flecking

Fryburg’s Door Spec: No color and grain matching and there is no color spec. Natural characteristics are not considered defects on the flat or within machined profiles.

“Select” upgrade available - Within this selection, no tiger will be present. The select upgrade is designed for projects where little or no stains are used as well as projects that request specs slightly beyond our standards.



Oak, Red

Color: Sapwood is pale white; heartwood varies from a light pink to wheat

Natural Characteristics: Sap, mineral and pin knots, burls, pronounced grain and open pored

Fryburg's Door Spec: Panels are color and grain matched. No sap or mineral in face, possible small pin knots acceptable and occasional sap and mineral within profiles

“Select” upgrade available - Standard color and grain matching will receive tighter tolerances in the wood selection for this specie. The select upgrade is designed for projects where little or no stains are used as well as projects that request specs slightly beyond our standards.

Oak, Red, Quarter Sawn

Color: Sapwood is pale white; heartwood varies from a light pink to wheat. Has a tight straight grain and fleck. Will naturally have more color variation than Red Oak, due to the sawing process. Looking at boards end, the wood rays will be approximately 60-90 degrees.

Natural Characteristics: Sap, mineral and pin knots, fleck, fleck can splinter when profiled, some color variation

Fryburg's Door Spec: A color range of light pink to wheat, may include brownish greys due to quartering process. Some light mineral streaks may be present

“Select” upgrade available - Standard color and grain matching will receive tighter tolerances in the wood selection for this specie. The select upgrade is designed for projects where little or no stains are used as well as projects that request specs slightly beyond our standards.

Oak, Red, Rift Sawn

Color: Sapwood is pale white; heartwood varies from a light pink to wheat. Has extremely tight straight grain and some fleck. Will naturally have more color variation than Red Oak, due to the sawing process. Looking at the boards end, wood rays will be approximately 30-60 degrees.

Natural Characteristics: Sap, mineral and pin knots, pronounced straight grain, some color variation

Fryburg's Door Spec: A color range of pale white to light pink and wheat. Will be color and grain matched as best as possible due to the nature of the specie, some variation is to be expected
"Select" upgrade available - Standard color and grain matching will receive tighter tolerances in the wood selection for this specie. The select upgrade is designed for projects where little or no stains are used as well as projects that request specs slightly beyond our standards.

Oak, Red, Sap and Mineral

Color: Will have a wide range of color; including above color definitions. Not sourced specifically, a developed product from our Red Oak and Appalachian Red Oak lumber that we sorted back for sap & mineral

Natural Characteristics: Sap, mineral and pin knots, burls, pronounced grain and open pored

Fryburg's Door Spec: No color or grain match, color is not a defect and there are no limitations on the amount of sap and mineral

Oak, White

Color: Light tan to brown heartwood, and creamy white to grey sapwood. Very subtle sapwood to heartwood contrast, with some mineral.

Natural Characteristics: Very tight grain, due to being slow growth tree

Fryburg's Door Spec: Color and grain matched center panel. Possible pin knots acceptable and occasional sap and mineral.

"Select" upgrade available - Standard color and grain matching will receive tighter tolerances in the wood selection for this specie. The select upgrade is designed for projects where little or no stains are used as well as projects that request specs slightly beyond our standards.

Oak, White, Quarter Sawn

Color: Light tan to brown heartwood, and creamy white to grey sapwood. Some color variation can be expected, typically dark grey to brown in color. Looking at boards end, the wood rays will be approximately 60-90 degrees.

Natural Characteristics: Color variation, straight grain, pin knots, flake, flame grain

Fryburg's Door Spec: Minimal color sorting due to the nature of the specie, product will have color variation. Straight grain and flake are most prevalent. Possible small pin knots acceptable and occasional sap and mineral.

"Select" upgrade available - Standard color and grain matching will receive tighter tolerances in the wood selection for this specie. The select upgrade is designed for projects where little or no stains are used as well as projects that request specs slightly beyond our standards.

Oak, White, Quarter Sawn, Knotty

Color: Light tan to brown heartwood, and creamy white to grey sapwood. Some color variation can be expected, typically dark grey to brown in color. Looking at boards end, the wood rays will be approximately 60-90 degrees.

Natural Characteristics: same as Quarter Sawn White Oak, plus more character knots, cracks, and color variations

Fryburg's Door Spec: All sound knots allowable

Within the knot itself, voids cannot go all the way through the product

No color or grain matching

No large open cracks; small cracks allowable near knots

Unlimited mineral sap allowed

Tear out and chatter allowed

Oak, White, Rift Sawn

Color: Light tan to brown heartwood, and creamy white to grey sapwood. Some color variation can be expected, typically dark grey to brown in color. Looking at the boards end, wood rays will be approximately 30-60 degrees.

Natural Characteristics: Color variation, straight grain, pin knots, flake

Fryburg's Door Spec: Minimal color sorting due to the nature of the specie, product will have color variation. Straight grained, possible small pin knots acceptable and occasional sap and mineral.

"Select" upgrade available - Standard color and grain matching will receive tighter tolerances in the wood selection for this specie. The select upgrade is designed for projects where little or no stains are used as well as projects that request specs slightly beyond our standards.

Poplar

Color: White to yellowish sapwood; straw-brown to greenish heartwood sometimes streaked with purple and black

Natural Characteristics: light in weight, color range includes white, yellow, green, purple and black. Can have wide grain patterns and burls

Fryburg's Door Spec: Important to specify finish/paint application for a clear expectation of color, minimal black and purple. Stain applications will receive a color and grain matched center panel, with occasional burls.

"Select" upgrade available - Standard color and grain matching will receive tighter tolerances in the wood selection for this specie. The select upgrade is designed for projects where little or no stains are used as well as projects that request specs slightly beyond our standards.

Walnut

Color: Fryburg Door buys steamed walnut sapwood is a yellowish tan, heartwood ranges from light brown to a dark chocolate brown. Walnut often has a purple cast and darker streaks

Natural Characteristics: pin knots, sap, mineral, tight burls, wavy grain

Fryburg's Door Spec: Color & grain matched center panel, No sap in face, tight pin knots acceptable. Possible to see occasional flame grain

“Select” upgrade available - Standard color and grain matching will receive tighter tolerances in the wood selection for this specie. The select upgrade is designed for projects where little or no stains are used as well as projects that request specs slightly beyond our standards.

Walnut, Knotty

Color: Fryburg Door buys steamed walnut sapwood is a yellowish tan, heartwood ranges from light brown to a dark chocolate brown. Walnut often has a purple cast and darker streaks

Natural Characteristics: same as Walnut, plus more character knots, cracks, and color variations

Fryburg's Door Spec: All sound knots allowable

Within the knot itself, voids cannot go all the way through the product

No color or grain matching

No large open cracks; small cracks allowable near knots

Backside of product may be filled with epoxy to fill void

Unlimited mineral sap allowed

Tear out and chatter allowed around all knots

